

Geometric

Activity Book



Bringing the Buzz to You!

The Buzzword Pittsburgh partners designed this kit to inspire your family to keep learning together. We chose activities that build on your child's natural curiosity, encouraging a growing vocabulary and a deeper engagement with books.

So...are you ready to get buzzing? First, read through **Tangled:** by Anne Miranda with your child. Then, go through the different activities, experiments, and ideas together, taking time to explain the meaning of the words and connecting them to your child's real-life experiences.

While reading-

- Find hidden shapes on each page, look at the background to find as many as you can.
- Use your finger to trace some of the shapes on each page.
- Act out some of the actions in the story.
 - "He pushed and pulled"
 - "Everybody held their breath"

After reading-

- Search around your home and find shapes that you saw in the story.
- Take this outside! Go for a nature hike and look for shapes around your house and in your neighborhood.

For more resources, visit www.BuzzwordPGH.org/Geometric for live workshops and more book recommendations for this Buzzword Box!



Homemade Music Shaker

Materials Needed: Toilet Paper Roll/Cardboard Cylinder, Any Kind of Tape, Scissors, Shaker Items (Dry Rice, Pop Corn, Beans, Small Rocks, Dried Beans, Dry Crushed Noodles, Pennies)

Step 1: Place toilet paper roll or cardboard cylinder on the table so it is standing tall all by itself.

Step 2: Pitch the top of the cylinder so that the circle becomes a straight line, cut a piece of tape, and tape shut.

Step 3: Turn toilet paper roll over so that opening is facing up, and put your Shaker Items in. This can be a combination of whatever you have in your home. Mix and match, or have just a few. You can even make another shaker to see how they sound different.

Step 4: Pitch the circle opening the opposite way you closed the bottom so your cylinder doesn't become flat. Check out the picture below.

Step 5: Finally, decorate the outside however you'd like with markers, crayons, glitter, tissue paper, and shake away.




PITTSBURGH
FESTIVAL
OPERA
INTIMATE OPERA THEATER

Let's Make Shapes!

Materials Included: Pipe cleaners, construction paper, chalk, worksheet

Use the materials to practice making all different types of shapes that we can find in the story!

- Bend the pipe cleaners into different shapes
- Save your shapes by gluing or taping them to the construction paper
- With help from an adult, cut out some different shapes from the construction paper
- Use the chalk on the sidewalk, in your driveway, or in your backyard to practice drawing different shapes
- Bend the pipe cleaners into different bubble blower shapes
 - Make your own bubble solution with 4 cups water, $\frac{1}{2}$ cup of dish soap, and 1 tablespoon of corn syrup (optional)



Shape Construction

Materials Included: Playdough, Dowels, Shape cards

Make shapes with your dowels. Flip through Tangled, or shape cards for inspiration.

Form small balls with playdough.

Use playdough balls to connect the corners of your shapes.

Try making 2D shapes, like squares, triangles, and octagons, then try designing 3D shapes, like cubes and prisms.

Shape Challenges!

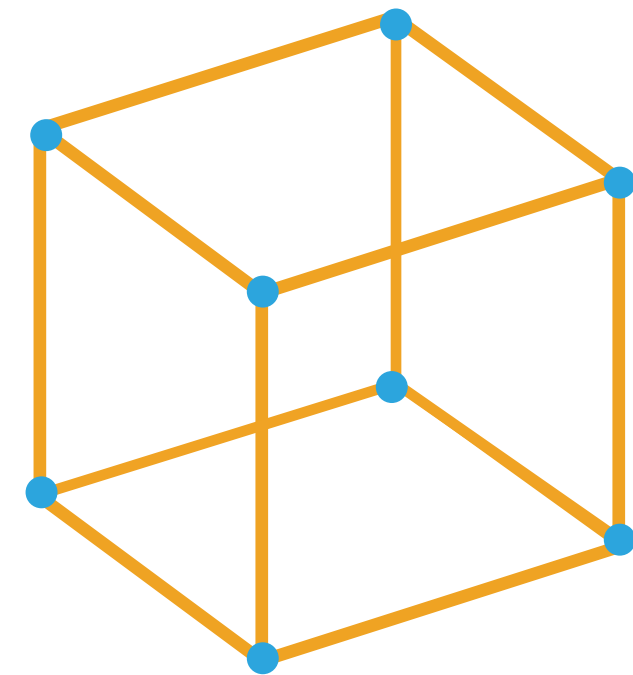
How many shapes can you find in the Tangled story?

How many shapes can you create?

Can you name all the shapes you created?

Did any of the shapes you made get tangled together?

Can you find shapes around you? Maybe on your clothes, in your house or outside in nature?



Geometric Shape Dance

Materials: Shape Cut-Outs, Your Body!

Pick your favorite music to make a new dance inspired by shapes!

How do we make a dance that looks like a shape? How do we do a triangle dance move or a circle dance move?

Step One: Pick three shapes and lay them on the floor, three times in three rows to create a pattern. It might look like, "circle star square, circle star square, circle star square".

Step Two: Pick a dance move that represents each of the three shapes that you made

Step Three: Turn on the music, and put all of the dance moves together as you step onto each of the shapes




Who Are We?

Buzzword Pittsburgh excites children and families as they experience the words that are all around them. Through talk and play about math, science, and art, young children will expand their vocabularies and conversation skills. The program engages families and community organizations in Pittsburgh's Homewood neighborhood and the greater community.

The Buzzword Pittsburgh collaborative consists of six partner organizations with expertise in the arts and sciences. These partners provide interactive learning opportunities that encourage imagination, investigation, creation, and reflection. This initiative is supported by The Heinz Endowments and PNC Grow Up Great®.





Supported By:

THE HEINZ
ENDOWMENTS
HOWARD HEINZ ENDOWMENT
VIRA I. HEINZ ENDOWMENT

